

1 Ensure HydroMassage® room is ready for Delivery & Installation

- A. Flooring is fully installed.

NOTE: Carpet is recommended to be placed under the HydroMassage® Unit to decrease noise during use.

2 Ensure the following are available:

- A. Distilled water for all units must be used.

For the 400X Series - 12 Gallons/45 liters per lounge.

For the 300L Series - 30 Gal/114 liters per bed.

- B. 220V Outlet

- C. 110V Outlet for external timer (e.g., T-Max Timer) and maintenance.

- D. CAT5 Cable for utilizing HydroMassage® Desktop Software, technical support and automatic software updates (NOTE: Internet connection required).

- E. If installing external cooling system in ceiling (applicable for 350L/450X models) ensure unit is mounted on struts prior to installation of your HydroMassage. **For further details, see the ETCU Above the Room Installation document.**

3 Upon delivery check to ensure no damage has occurred during shipping of components

- A. Shipping boxes

- B. Bed/Lounge side panels

- C. External Cooling Unit (Applicable for 350L and 450X Models)

- D. If any damage has occurred, please let the delivery driver know prior to to notate on drivers checklist leaving the premises. If possible take photos of the damage and contact the HydroMassage® office at your earliest convenience.

4 Position HydroMassage® Unit(s) in Desired Location

- A. If possible, the 350L (bed) should be positioned with the electrical box (mounted on frame) facing towards the center of the room for ease of access during service.





CAUTION: If any changes to scheduled delivery/or install dates, please advise HydroMassage® Sales Support a minimum of 48hrs prior to scheduled dates.

HYDROMASSAGE

HydroMassage Electrical Requirements – 60Hz, USA and Canada

Technical Specifications

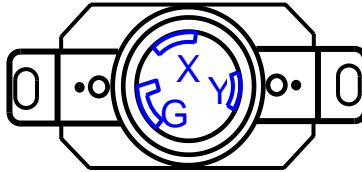
MODEL	IMAGE	SPECS	WEIGHT	WATER	VOLTAGE	PHASE	Amps
440X / 450X Lounge		91" L x 32" W x 46" H	285 lbs empty. 385 lbs with water	12 gallons distilled water	208-240 Volts	Single	30 Amp
340 / 350 Series Bed		91" L x 39" W x 26" H	260 lbs empty. 500 with lbs water	30 gallons distilled water	208-240 Volts	Single	30 Amp

Electrical Requirements

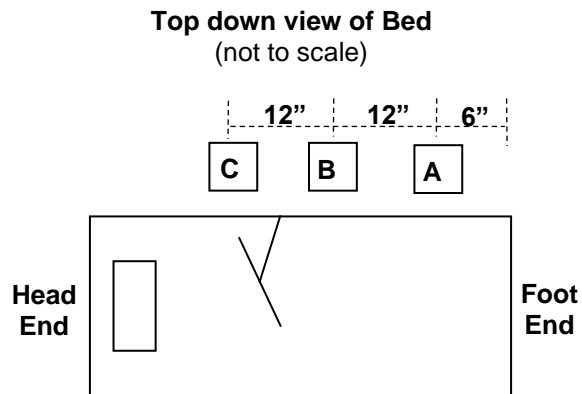
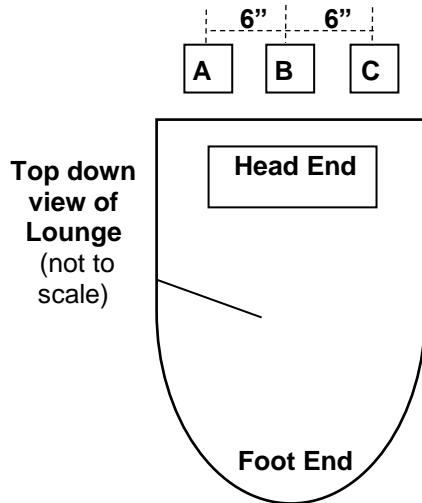
Series 300-400 Models *these items are required for EACH HydroMassage unit

- **A:** 208-240 Volt, single-phase, dedicated line with a 30 Amp dedicated breaker and 10-gauge wire (2 hot legs and a ground*). Install 6" above the floor. **A** on diagram
 - 30 Amp, 250 Volt NEMA L6-30R Locking Receptacle (three prong plug).
- **B:** CAT-5 or CAT-6 terminated network jack (able to connect to network room). **B** on diagram
- **C:** For use with external timer ONLY (ex. T-Max): 110 Volt outlet required. Install 6" above floor. **C** on diagram

NEMA L6-30R Locking Receptacle



Electrical Wiring Diagrams





Unique set of items A, B, C required **FOR EACH** HydroMassage unit (i.e. must install additional sets if a second or third unit is to be installed in the same room). If necessary, location of outlets above may be moved within +/- 5". Call 1-727-536-5566 for details.

Water Requirements Distilled water required. Distilled water is available major supermarkets or directly from a water supplier (water delivery service).

HYDROMASSAGE

HydroMassage Electrical Requirements – 50Hz, Europe & Other Countries

Technical Specifications

MODEL	IMAGE	SPECS	WEIGHT	WATER	VOLTAGE	PHASE	Amps
440X / 450X Lounge		231cm / 91" L 81cm / 32" W 117cm / 46" H	129 kg / 285 lbs empty. 175 kg / 385 lbs with water	45 L / 12 gallons distilled water	230 Volts / 50 HZ	Single	16 Amp
340 / 350 Bed		231cm / 91" L 99cm / 39" W 66cm / 26" H	118kg / 260 lbs empty. 227kg / 500 lbs with water	114 L / 30 gallons distilled water	230 Volts / 50 HZ	Single	16 Amp

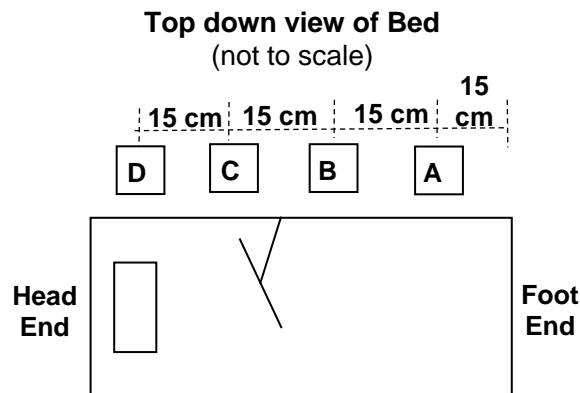
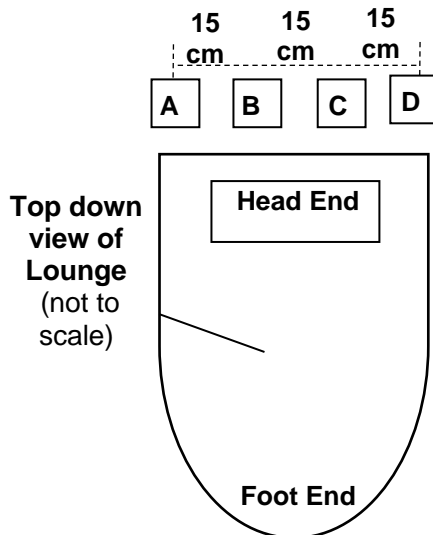
Electrical Requirements

Series 300-400 Models *these items are required for EACH HydroMassage unit

- **A:** 230 Volt, single-phase, dedicated line with a 16 Amp dedicated slow blow Type C or K breaker and 2,5mm² wire (1 hot, 1 neutral, 1 ground*). Install 15cm above the floor. **A** on diagram. Install an RCD or GFCI if required by local code
- **B:** CAT-5 or CAT-6 terminated network jack (able to connect to front desk PC). **B** on diagram
- **B:** For use with external timer **ONLY** (ex. key fob-reader), 230 Volt, 13 Amp outlet required. Install 15cm above floor. **C** on diagram.
- **D:** For use with External Cooling System **ONLY**. 230 Volt, 13 A outlet. Pulls 6 Amps. Install 15cm above floor. **D** on diagram (350, 450X models only).



Electrical Wiring Diagrams



Unique set of items A, B, C required **FOR EACH** HydroMassage unit. If necessary, location of outlets above may be moved within +/- 13cm. Call +1-727-536-5566 for details.

Water Requirements Distilled water required. Distilled water is available major supermarkets or directly from a water supplier (water delivery service).