

# Mystique

The Mystique is designed with a Mediterranean influence, adding classical elegance to any bathroom. The Mystique features molded armrests and pillows at both ends of the tub and six fully recessed swirling back jets.

### Available Sizes:

78" L x 44" W x 22 1/4" D  
 110 Gallons



### Acrylic Tub – construction features

**Acrylic** models finished in 1/8" thick layer of deep lustrous acrylic.

**Extra thick** reinforced fiberglass.

**Pre-wired** pump on pump platform (standard pump location only)

**Integral E-Z Level** platform facilitates installation.

**Non-skid** bottom.

### PVC Systems – include:

**4 Fully** directional adjustable PVC jets

**6 Swirling** PVC jets

**Anti-vortex** safety suction.

*Color matched* system trim

**Hydrozone** ozone sanitation system

**Rigid PVC** piping

**Self draining** pump and system

**Soft Touch** electronic on/off control with 30-min. integral timer

**2.25 HP** Single Speed Pump

**Cable** waste & overflow

### Hydro Systems – Options:

**Available** as Tub only, Thermal Air, Whirlpool or Combo

**Microban** Antibacterial Protection

**Extra High Density** Fiberglass

**Available** less jet recess (TO;TAS)

**Waterfall Fill Spout** (recirculating option available)

**Custom** jet and pump locations

**Plated** Metallic finish

**Additional** directional Jets

**Swirling**, Rotating, or Jumbo Jets

**Micro** Therapy Jet

**Integral** Waste & Overflow

**1.5 HP** Variable Speed Pump (digital temperature display optional)

**Electronic** low water protection

**In-line** Heater

**Chromatherapy-LED** Lighting System

**Chromatherapy-LED** Mini Spotlights

**Mood** Light

**Grab Bars**

**Back Masseuse**

**Neck Masseuse Pillow**

**Hydro Fragrance**

**Hydro Fusion**

**Hydro Coat**

**Hydro Express quick ship**

### Approvals & Listings

Commonwealth of Massachusetts  
 UPC & USPC - US & Canada



# Mystique







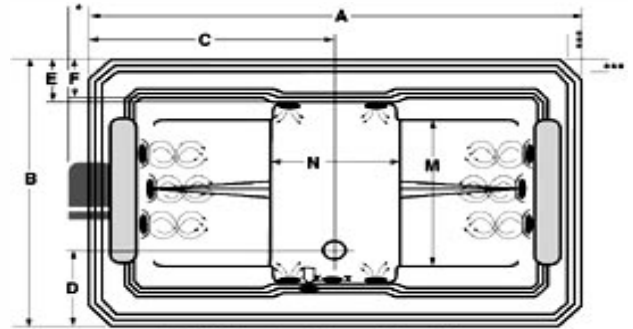
Must be set in Mortar Base



**AS SHOWN:**  
Whirlpool option w/ standard jets

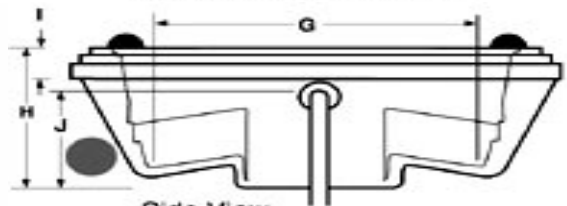
**ALSO AVAILABLE:**  
Soaking Tub Only, Whirlpool, Thermal Air, Combo

-  Pump motor
-  Jets
-  Anti-vortex suction
-  Overflow location

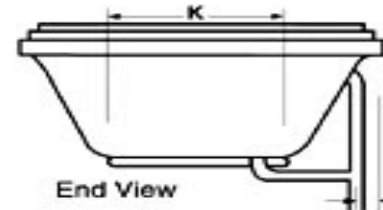


\*\* PVC System Shown \*\*\* = 4 1/2"

Note: Tub must be set in mortar base.

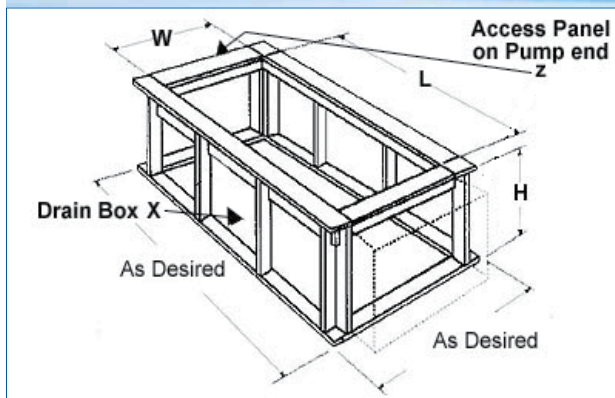


Side View



End View

Model	GC	AC	A	B	C	D	E	F	G	H	I	J	K	L	M	N	Jet	Pump
7844	N/A		77 1/2"	43 3/4"	38 1/4"	10 1/4"	6 3/4"	6 1/4"	53"	22 1/4"	3"	18 1/4"	29"	4 1/2"	24"	21 1/2"	4 Std/ 6 Swirl'g	2.25
Amps	Volts	Breaker	Dedicated Service													Wat.Cap.		
13.5	120	20 amp	GFCI Protected													110 gal.		



Island Drop-In			
Model	(L)ength	(W)idth	(H)eight Finish
7844	75 1/2"	41 3/4"	20 1/4"

*Disclaimer: Certain options or altering the pump/blower location may cause the pump/blower to extend beyond the tub decking. For cutout dimensions wait for unit to arrive. All specifications subject to change without notice.*