


## TOPAZ™ FIBERGLASS BATHTUBS

### Features

- Precision molded from Mustee's premium VARISTONE™ fiberglass
- Apron supported by 2 molded fiberglass brackets
- Structural ribbed bottom and sides to prevent sagging
- Ergonomically contoured back with a 40° lumbar slope
- Proprietary finish creates a deep, long lasting shine and scratch-resistant surface
- Slip-resistant bottom surface
- One piece molded, with matched metal molds
- Fits standard 30" x 60" alcove
- Available right hand & left hand with an 8½" x 14¼" drain offset
- Suitable for use with all popular finished wall treatments
- Easy to clean

### Code Accepted


TOPAZ™ Bathtubs meet or exceed performance requirements:

- International Association of Plumbing and Mechanical Officials (IAPMO®)
- American National Standards Institute (ANSI)  – Specification Z 124.1.2



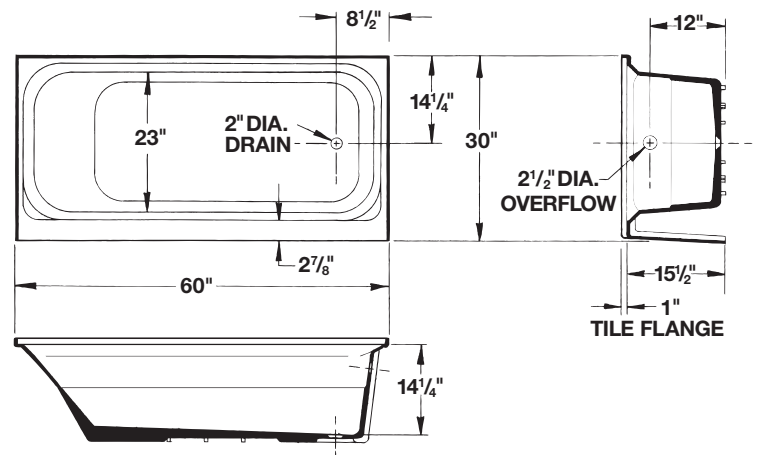
### Specifications

#### T6030 TOPAZ™ Fiberglass Bathtubs



Extra-strong ribbed bottom and sides for unmatched strength & stability.

Model	Color	Description
T6030L	White	30" x 60" Bathtub, Left hand drain
T6030LBN	Bone	30" x 60" Bathtub, Left hand drain
T6030LBT	Biscuit	30" x 60" Bathtub, Left hand drain
T6030R	White	30" x 60" Bathtub, Right hand drain
T6030RBN	Bone	30" x 60" Bathtub, Right hand drain
T6030RBT	Biscuit	30" x 60" Bathtub, Right hand drain



**General:** Furnish and install as shown on plans, E. L. Mustee & Sons, Inc. TOPAZ™ Fiberglass Bathtub 30" x 60" right or left-handed Model: \_\_\_\_\_. Construction shall be molded, reinforced fiberglass using matched metal molds under extreme heat and pressure. Shall meet ANSI Specification Z 124.1.2. Color: \_\_\_\_\_ (White, Bone, Biscuit). Install in compliance with local codes.